



Professional Smart Security

## Connect+ Security System

The easiest system to learn and install

For Professional Security Dealers looking for a simple and high-value smart security system, Alula's Connect+ is straightforward to learn, operate and manage.

Built for a wide range of residential and small business applications, its unique wireless design makes it effortless for alarm dealers to maximize their time and save money by leveraging the industry's quickest installation and 5G-ready, on-demand cellular technology.



Learn more at [alula.com/connect](https://alula.com/connect)

## Benefits of the using Connect+



### Save Time

Offer the quickest-to-install system in the industry and increase technician productivity



### Unleash RMR

Increase attachment rates with smartphone control, cameras, and automation.



### Easy Programming

The easiest platform to learn, operate, and manage removes headaches associated with switching systems.



### Save Money

Save money by eliminating the inevitable LTE/4G sunset with a system that's 5G-ready.



### Better Service

Remote programming, troubleshooting, and firmware updates.



### Maximum Flexibility


No need to run wires with the ability to place touchscreens in the most convenient location for your customer.

# Flexible kit offerings


Pre-programmed and pre-enrolled

	Starter	Core	Premium	Builder	Takeover
Hub	✓	✓	✓	✓	✓
Cellular		✓	✓		✓
Z-Wave & Translator					✓
Z-Wave			✓	✓	
LED Keypad		✓			
Slimline Touchpad			✓	✓	✓
Door/Window Sensor	✓✓	✓✓✓	✓✓✓	✓✓✓	
Motion	✓	✓	✓	✓	
SKU	CP-STARTER	CP-CORE-V CP-CORE-A	CP-PREMIUM-V CP-PREMIUM-A	CP-BUILDER	CP-TAKEOVER


## Customer controls



Remote control of security, lights, locks and thermostats




Unique and customizable home screen




Arm/disarm system and view cameras

Alula Interactive Mobile App


## Account management



Comprehensive account management



Usage reports and event logs




Remote troubleshooting and configuration


AlulaConnect Dealer Portal

## Accessories

### Control Interfaces




Slimline Touchpad  
RE667




LED Keypad  
RE652


### Cameras




Doorbell  
RE703



Outdoor Bullet  
RE701



Indoor 360  
RE702



Indoor Mini  
RE700

### Sensors



Indoor D/W  
DWS-LL



Outdoor D/W  
RE607



Smoke  
RE614



Indoor Motion  
RE610P



Outdoor Motion  
RE653



CO  
RE615



Tilt  
RE606



Glass Break  
RE629



Flood & Temp  
RE618